

SPECIFIC TECHNIQUES FOR YOUTH WORKERS

1 Keep the child's hand busy (toys, activities)

2 Have napkins at the desk in case they want to cry

3 Ask what would make them comfortable (water, music)

4 Ask about 5 safety net people


5 Write down comments on notebook

6 Use a questionnaire



MAKE KINDNESS A PRIORITY





SPECIFIC TECHNIQUES FOR YOUTH WORKERS

7 Keep phones turned off

8 Consult a psychologist on the topic

9 Gather data & don't act impulsively

10 Get feedback regarding the child and the teacher


11 Use 5 Why's if necessary

12 Pay attention to their feelings



MAKE KINDNESS A PRIORITY





SPECIFIC TECHNIQUES HANDBOOK


FOR YOUTH WORKERS

HOW TO COMPLETE A FIVE WHYS ROOT CAUSE ANALYSIS

Begin with a specific problem. What is it that you are having an issue with? This can also help the team focus on the same problem.

Ask why the problem happened and write the answer down below the specific problem you listed in step one.


Keep asking “why” to each of the successive answers you write down until you reach the root cause of the problem.

Again, this may take more or less than five “whys”. Make sure your team sees eye-to-eye with each of the questions being answered as well as the final root cause. 



MAKE KINDNESS A PRIORITY





SPECIFIC TECHNIQUES HANDBOOK

FOR YOUTH WORKERS

5 SAFETYNET PEOPLE

5 safety net people are persons which he/she can trust and feel safe.

This way you can find out are there any people from school you can talk about the case and also work as a helping hand.

Having not enough people you feel safe enough can cause deeper problems.



MAKE KINDNESS A PRIORITY

